

They have done great job developing this product.

- Vasilije Ristovic
- Robert Nicholls
- Jonathan Smith
- Gene Davis
- Zeno Silva
- Michael Fanz
- Tori Factory

In addition, thank you to many Facebook friends who watched and supported our development.

反対側にもあります。
Repeat for opposite side.
Wiederholung für gegenüberliegende Seite.
Répétition de la page précédente.
También en el lado opuesto.
另一邊照樣制作。
 반대쪽도 조립합니다.

×2
2組つくります。
Make 2sets.
2 Sätze erstellen.
Realizar dos piezas.
Ensamble deux jeux.
同様の製作2套。
2번 조립합니다.

どちらかを選びます。
Optional parts.
Teils nach Wahl.
Pièces au choix.
Seleccione uno.
可以選擇使用。
선택 부품입니다.

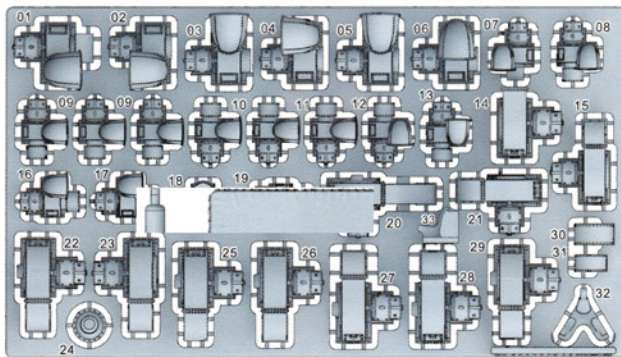
切り取ります。
Remove.
Beschneiden.
Découper.
Corte.
切去。
잘라냅니다.

A1 Plastic Kit Parts No.
01 P.E. Parts No.
(01) Opposed No.


	MD20020-TB01 1ea		MD20020-TB09 2ea
	MD20020-TB02 1ea		MD20020-TB11 1ea
	MD20020-TB03 1ea		MD20020-TB12 1ea
	MD20020-TB04 1ea		MD20020-TB16 1ea
	MD20020-TB05 1ea		MD20020-TB17 2ea
	MD20020-TB06 1ea		MD20020-TB18 3ea
	MD20020-TB07 1ea		MD20020-TB20 8ea
	MD20020-TB08 1ea		MD20020-TB21 8ea
	MD20020-TB19 2ea		MD20020-TB22 7ea
	MD20020-TB23 7ea		MD20020-TB29 8ea
	MD20020-TB24 2ea		MD20020-TB30 2ea
	MD20020-TB25 2ea		MD20020-TB31 8ea
	MD20020-TB26 6ea		MD20020-TB32 12ea
	MD20020-TB27 2ea		MD20020-TB33 12ea
	MD20020-TB28 2ea		

Brass Rod D=0.5mm Brass Rod D=0.8mm Brass Rod D=1.3mm

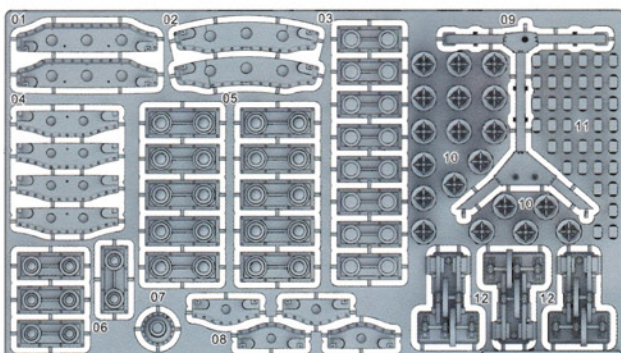
Resin



1/200 RMS TITANIC Detail-up Set part. V



1/200 RMS TITANIC Detail-up Set part. W



1/200 RMS TITANIC Detail-up Set part. X



Chain



1/200 RMS TITANIC Detail-up Set part. Z




14ea Boat A




4ea Boat B




1/200 RMS TITANIC Detail-up Set Figure



Hatch A



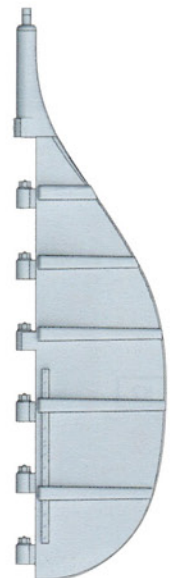
Hatch B




Hatch C



Hatch D





















Rudder


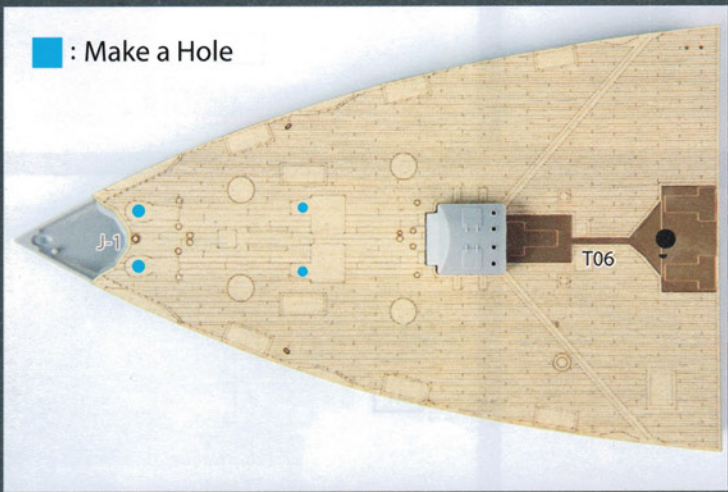

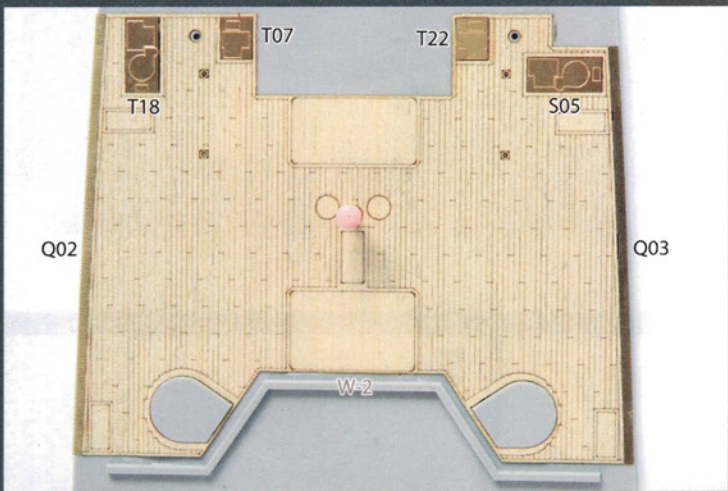
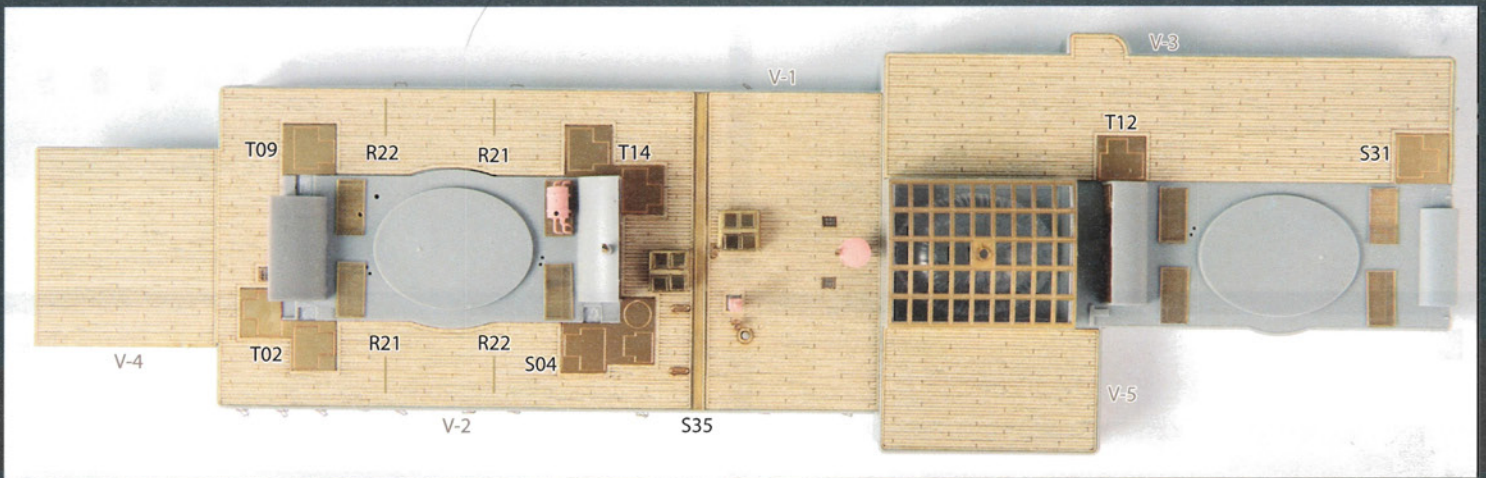

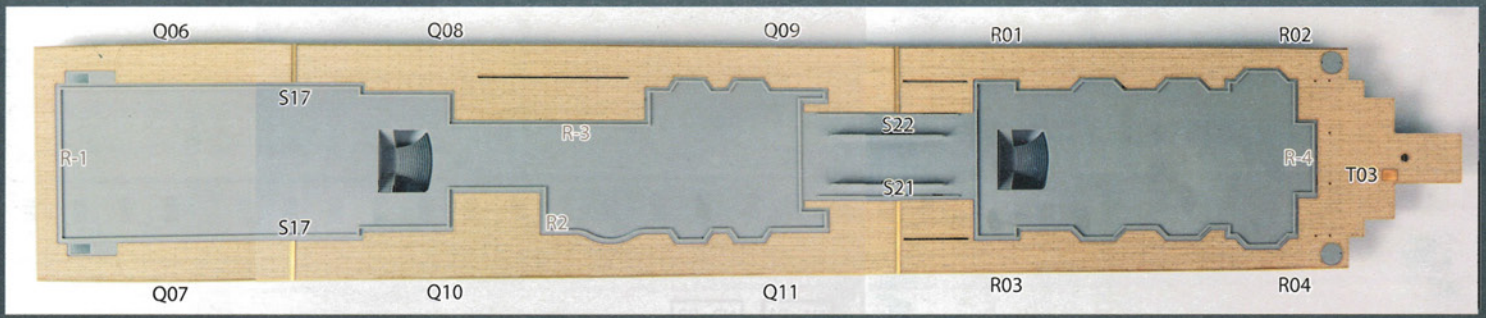


1/200 RMS TITANIC Detail-up Set part. Y




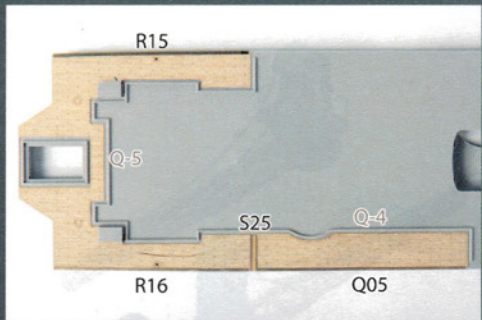
Remove the watertight doors and ladders.







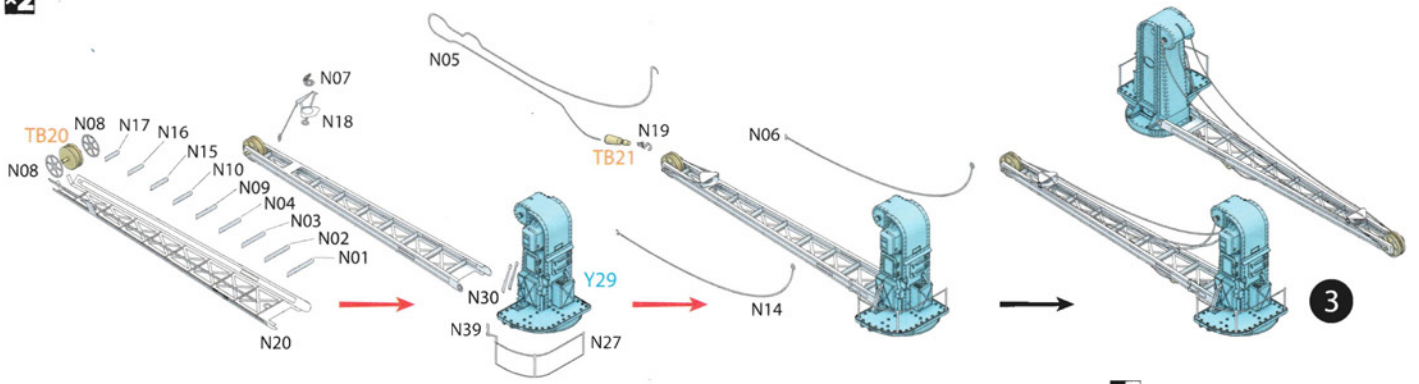
■ : Make a Hole



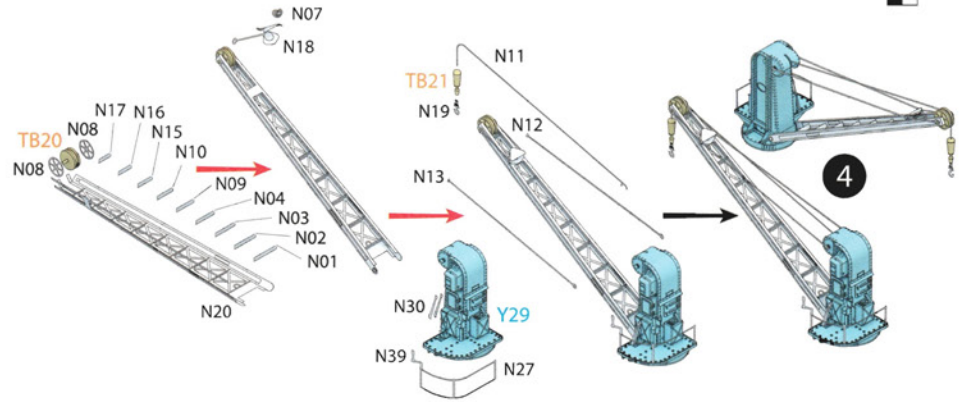
B : for Beginner **E** : for Expert

for Rigging

×2

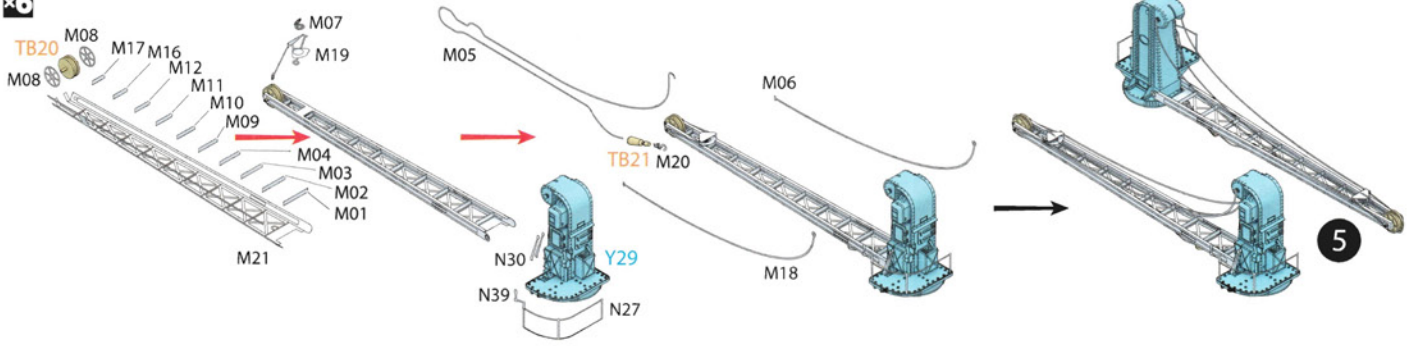


3

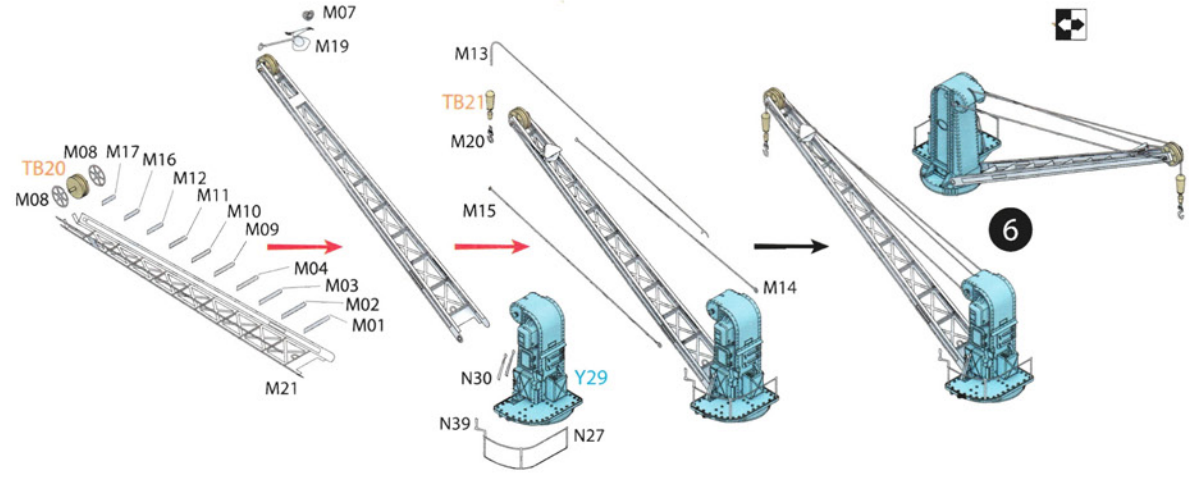


4

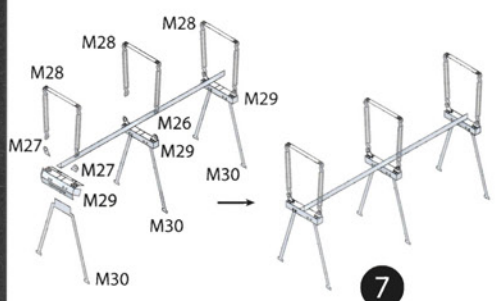
×6



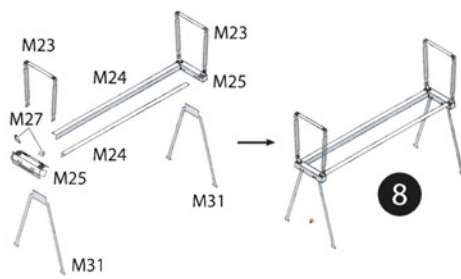
5



6

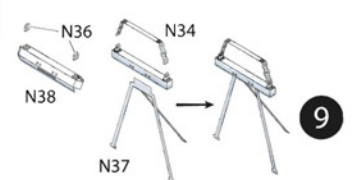


7



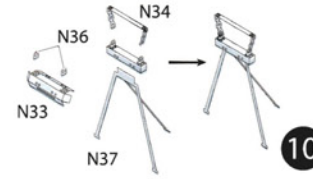
8

×2



9

×2



10

